




IMMERSE  
YOURSELF...



**MISTY-EYED**

Add intrigue and dimension to eyes by double lining in black and white liner. Skin is quenched by moisture for a radiant glow.

Necklace and rings, H&M

...in succulence—dewy skin, saturated lids, luscious lips dripping with allure. These glossed-over looks are as easy to draw as a nice warm bath.

**PHOTOGRAPHS BY DIX PEREZ**



**DRENCHED  
IN DARKS**

Eyes are doused in moody shades of plum and eggplant, then topped with a layer of gloss.


Necklace, H&M



SOAKED  
IN WINE

It's never too  
early in the day to  
drown your pucker  
in Merlot.

Necklace, H&M



TEST THE  
WATER


Both lids and lips are doused with a juicy sheen. Layer gloss over color to add dimension or apply on it's own to highlight skin's natural luster.

Necklace, H&M

Get the Look

# IMMERSE YOURSELF..

The wet makeup look is a lot easier to pull off than it seems—even on dry land. Here's how.



**MISTY-EYED**  
Lock in moisture with a nourishing face cream. Apply a luminous-finish liquid foundation on dark circles and T-zone for a natural, dewy complexion. Line bottom waterline with white pencil and beneath lower lash line with black pencil. Blend apricot cream shadow (or lipstick) onto lids and add a layer of clear gloss on top using a small flat shadow brush.



**L'Oréal True Match Liquid Foundation in Gold Beige, P600.**

**BYS Kohl Eye Liner Pencil in Soft White, P169.**



**Laura Mercier Infusion de Rose Nourishing Crème, P3,250.**



**Bobbi Brown Lip Gloss in Crystal, P1,250.**



**DRENCHED IN DARKS**  
Sweep eggplant or plum shadow onto eyelids and blend oxblood shadow onto the crease. Finish with a layer of clear lip gloss on the lids. Makeup artist Archibald Tolentino suggests "a waterproof cream-based shadow to keep the clear gloss overlay transparent and not muddy."

**Laura Mercier Crème Smooth Lip Colour in Biscotti, P1,250.**



**MAC Lipglass in Clear, P1,100.**



**MAC 242 Shader Brush, P1,600.**




**Bobbi Brown Long-wear Cream Shadow Stick in Violet Plum, P1,650.**



## SOAKED IN WINE

Refine lips by lining with black pencil. Make sure to blend the edges so the liner is not so stark. Apply a deep eggplant or oxblood matte lipstick. Tolentino's tip: "Liquid lipsticks that dry to a matte finish are great for layering under clear gloss." Brows look as strong as lips when filled with both wax- and powder-based pigment.



**Ofra Long Lasting Liquid Lipstick in Mina, P850.**



**MAC Giambattista Valli Crystal Glaze Gloss, P1,500.**



**L'Oréal Brow Artist Genius Kit in Medium to Dark, P400.**

**MAC Giambattista Valli Lipstick in Eugenie, P1,100.**




## TEST THE WATER

Tightline upper and lower lashes with black liner. Using a small, flat shadow brush, apply clear gloss over eyelids. Tolentino suggests spreading gloss in one direction, using gliding motions to keep the finish smooth and mirror-like. Swipe on matte red lipstick, dabbing gold cream shadow on the inner lips. Finish with gloss.




**Benefit 'They're Real Mascara' (Swarovski Limited Edition), P1,500.**



**Make Up For Ever Artist Plexi-Gloss in Transparent, P1,200.**



**NARS Kohliner in Minorque, P1,350.**



**Revlon Ultra HD Lip Lacquer, P525.**



(TEXT & DIRECTION) MERIAM AHARI. (PHOTOS) DIK PEREZ. (BYS, LAURA MERCIER, LIPSTICK, L'ORÉAL, MAC GLOSS & BRUSH, OFRA, REVLON, LOUË AGUINALDO. (OTHERS) COURTESY OF RESPECTIVE BRANDS. (MAKEUP) ARCHIBALD TOLENTINO OF NARS COSMETICS. (HAIR) ETHAN DAVID. (NAILS) ALECK BEBED OF NAIL TROPICS. (STYLIST) ASH AGUINO. (MODEL) JACH MANERE OF PMAF.